



**PERC**

Poulsbo Events &  
Recreation Center



STEERING COMMITTEE MEETING #1 - COMMUNITY SURVEY OVERVIEW

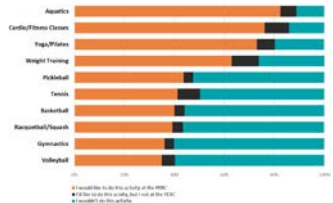

# Survey

- Survey open from October 26 – November 16
- Over 15,000 contacts
- **1286** survey responses
- 82% from 98370; 10% from Kingston, Suquamish, Indianola





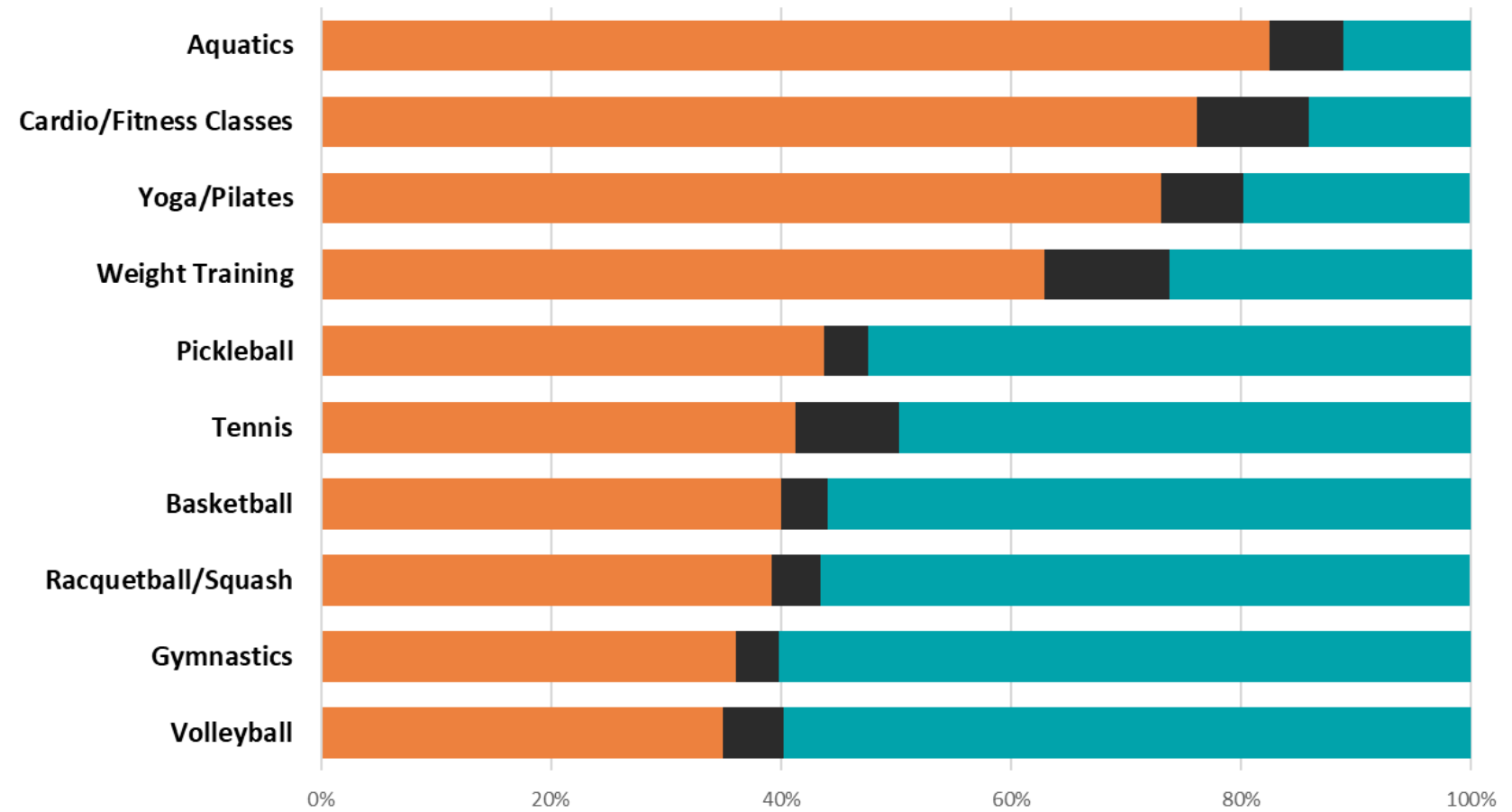
# Survey

- Three types of questions:
  - Multiple Choice (bar graphs)
 
  - Top Three Uses (Word Clouds)
 
  - Open-ended questions (Soliciting narrative responses)





# Indoor Recreation

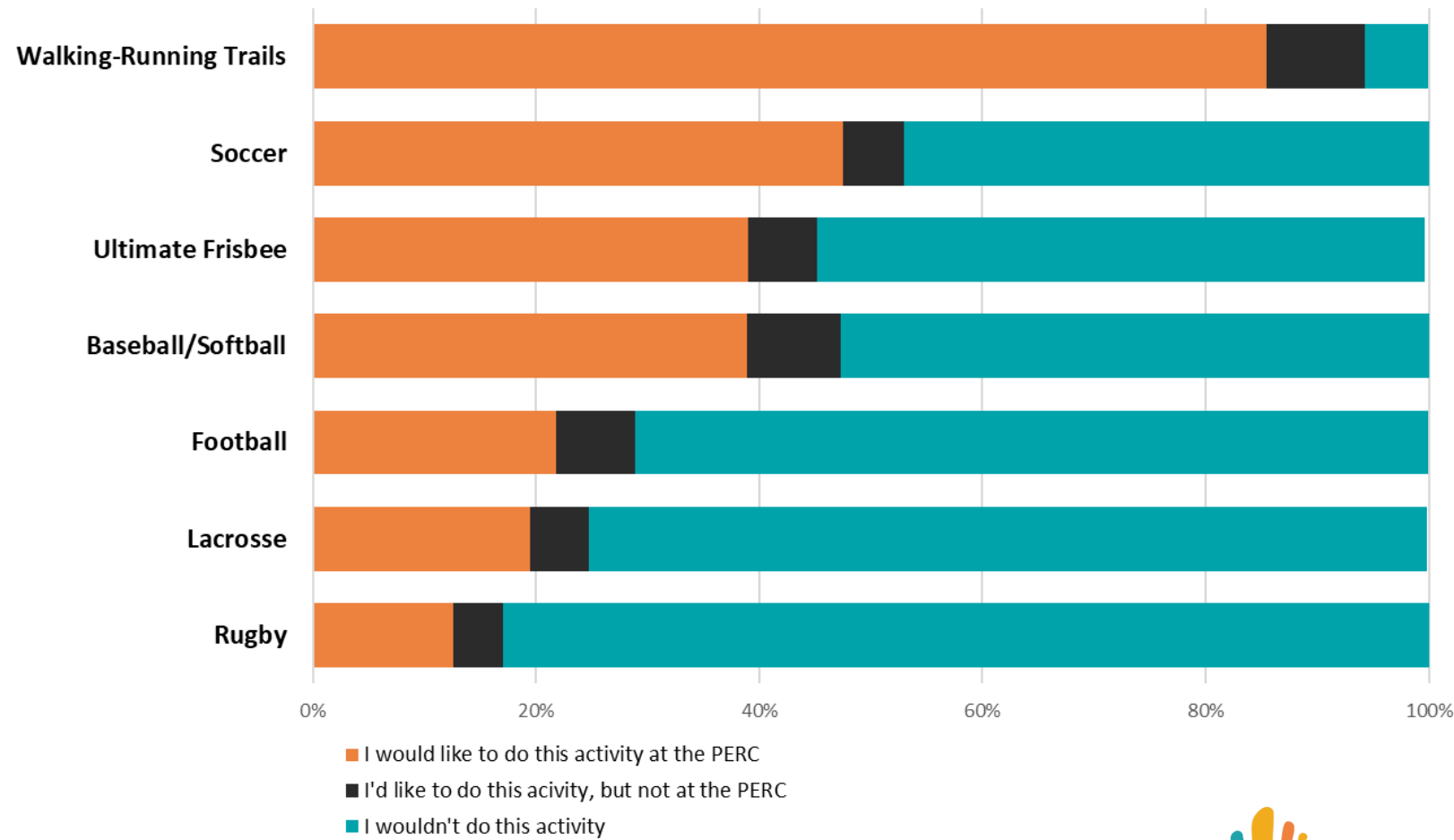


■ I would like to do this activity at the PERC  
■ I'd like to do this activity, but I not at the PERC  
■ I wouldn't do this activity





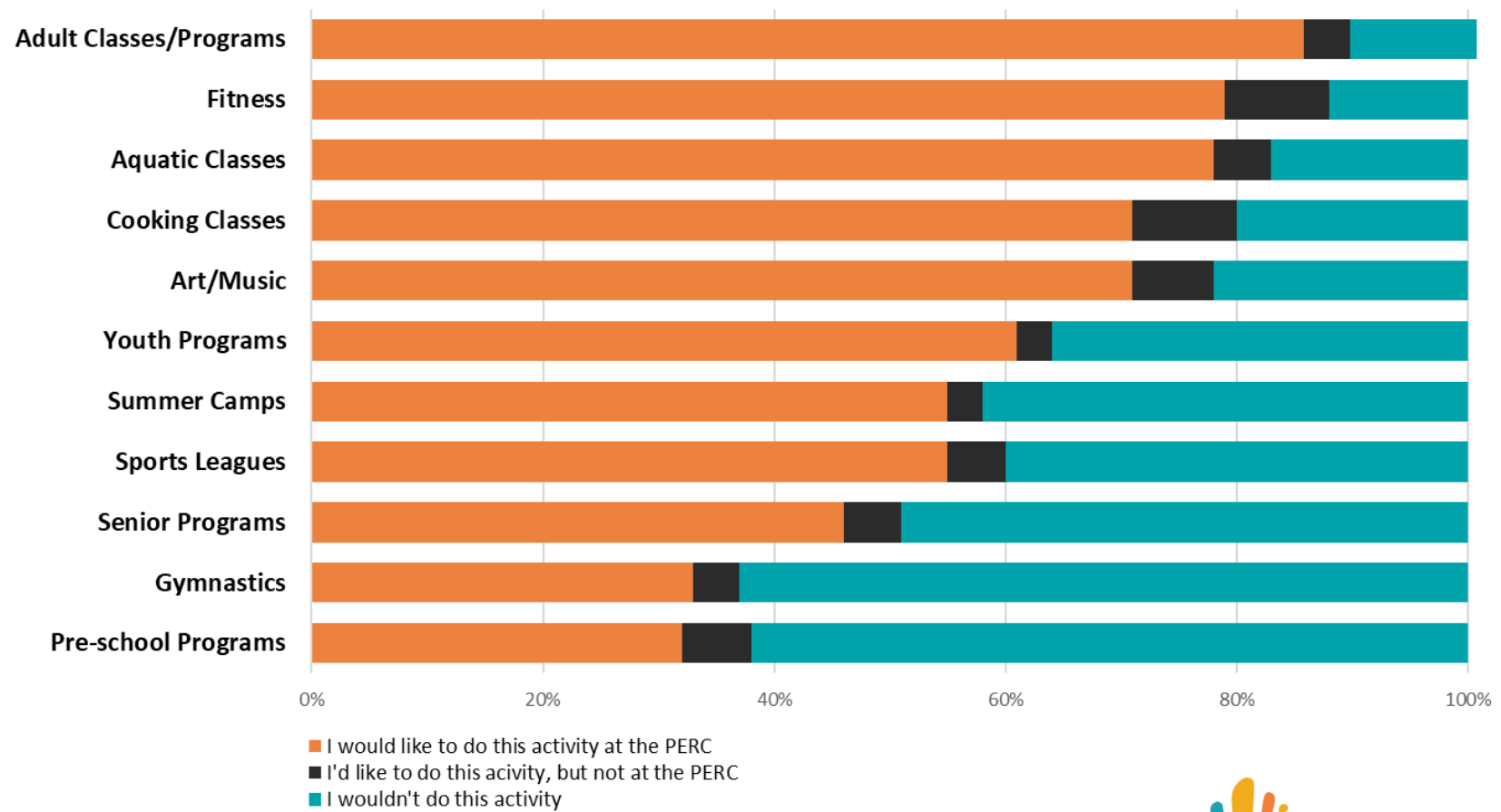
# Outdoor Recreation





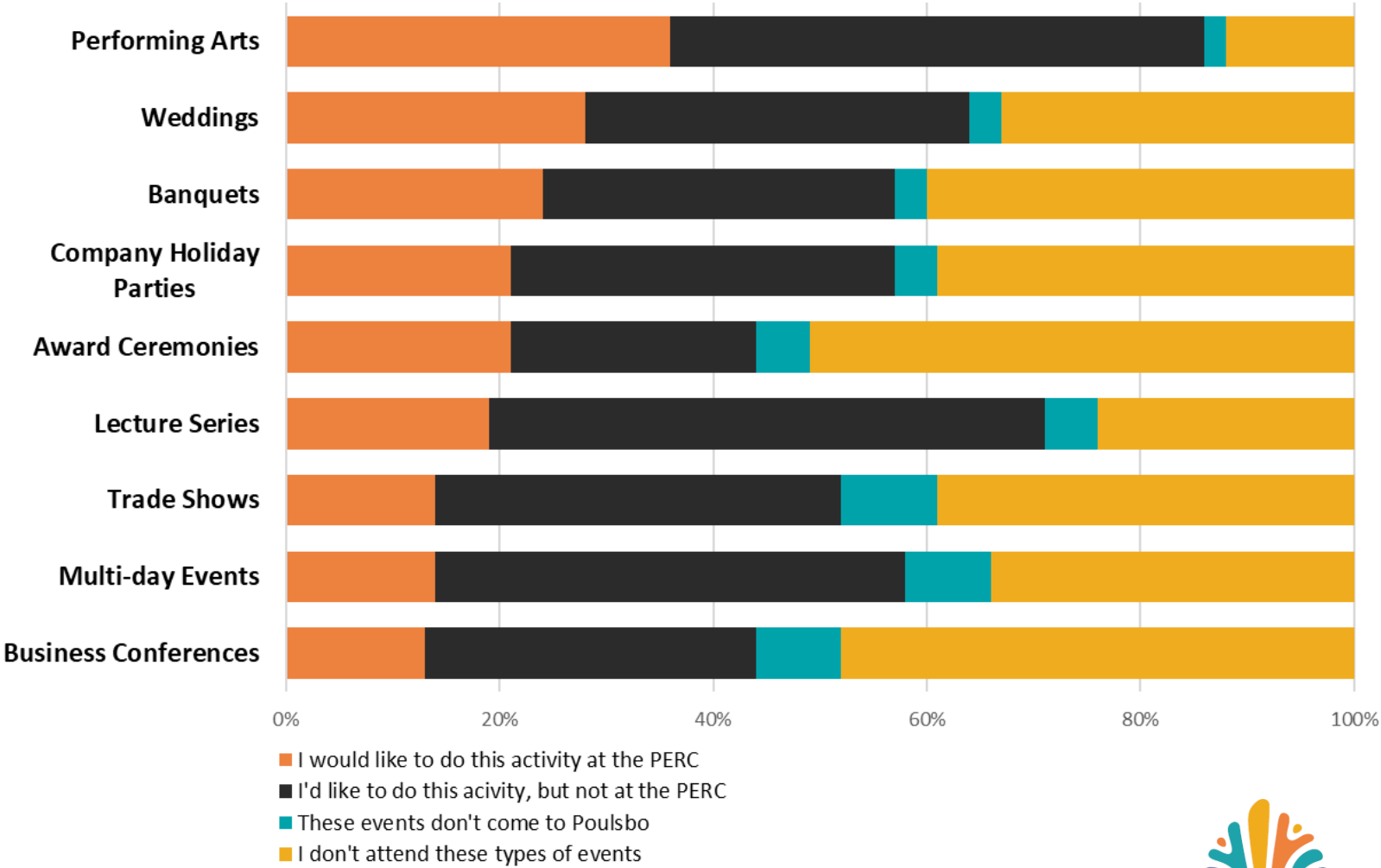


# Recreational Programs





# Events



# Indoor Recreation Question #3

ACTIVITY	COMMENTS	%
Swim/Pool/Aquatic	164	46%
Youth/child/Kid	109	30%
Great/wonderful/Amazing/Excited	88	25%
Need/Needs/Needed	83	23%
Arts/Perfom/Theater/Auditorium	83	23%
Multi - "ball"	55	15%
Classes	54	15%
Fitness/Exercise/Yoga	38	11%
Tax/Pay/Cost/Fund	33	9%
Recreation	32	9%
YMCA	26	7%
Senior	24	7%
Soccer	20	6%
Adult	16	4%
Opposed to project	15	4%



359 total responses





# Outdoor Recreation Question #5

ACTIVITIES	COMMENTS	%
Fields	38	24%
Youth/child/Kid	38	24%
Baseball/Softball	36	23%
Great/wonderful/Amazing	31	19%
Soccer	29	18%
Trails/Paths	23	14%
Skate	18	11%
Tournament/League	18	11%
Swim/Pool/Aquatic	16	10%
Courts/Tennis	12	8%
Bike/Biking	9	6%
Splash	7	4%
Track	6	4%
Senior	6	4%
Adult	5	3%
Pay/Cost/Tax	5	3%
Basketball	3	2%
Opposed to project	6	4%

159 total responses





# Event Facility Question #12

PREFERENCES	COMMENTS	%
Arts/Perform/Theater/Auditorium	36	44%
Events	24	29%
Weddings/Fairs/banquets/Trade	21	26%
Space/spaces	20	24%
Music/Concert/Shows	10	12%
Not/Nothing	9	11%
Pay/Cost/Tax/Money	9	11%
Conference	8	10%
Classes	7	9%
Great/wonderful/Amazing	7	9%
Opposed to project	7	9%

82 total responses



# Other Thoughts Question #22

EXPRESSED VIEWS	COMMENTS	%
Love/Great/wonderful/Amazing/Excite	115	40%
Community	102	36%
Fund, Fee, Tax, Pay, Afford	85	30%
No/Not	77	27%
Need/Needs/Needed	73	26%
Youth/child/Kid	50	17%
YMCA	31	11%
Family	11	4%
Opposed to project	8	3%

286 total responses



# Key Take Aways

- Aquatic Uses is most preferred
- More interest in recreation and programs than events
- More interest in Performing Arts than Business Conferences
- Several options for multi-use or shared spaces/fields
- Community support is outstanding, at least for today





# By the Numbers

- **72%** are in favor of private partnerships
- **74%** would be supportive or likely be supportive of a ballot measure
- **53%** will attend or are likely to attend a virtual open house to continue the discussion
- **34%** of respondents (388) would volunteer or consider volunteering for planning efforts

